



District Report Card: 2017


State: Odisha	District: Kalahandi
Class: 3	Subject: Language
Schools: 58	Students: 808


Participation/Coverage


Students

<div>GENDER</div> <div></div>	Boys			Girls		
	Number		%	Number		%
	394		48.76	414		51.24

<div>AREA</div> <div></div>	Rural			Urban		
	Number		%	Number		%
	753		93.19	55		6.81

<div>CATEGORY</div> <div></div>	SC		ST		OBC		GEN	
	Number	%	Number	%	Number	%	Number	%
	156	19.31	280	34.65	371	45.92	1	0.12

<div>CWSN</div> <div></div>	LD	VI	HI	S&LD	ID	Oth
	0	0	1	5	0	0

<div>Management</div> <div></div>	Government			Government-aided		
	Number		%	Number		%
	802		99.26	6		0.74

Average Performance of Students in Language (%)

Overall	Gender		Area		Management		Social Group			
	Male	Female	Rural	Urban	Govt.	Aided	SC	ST	OBC	GEN
59.10	58.27	59.89	58.82	62.91	59.04	67.78	56.84	60.38	59.01	86.67

Performance on Learning Outcomes (LOs)

Learning Outcomes	Description	Average Performance(%)
L304	Reads small texts with comprehension i.e., identifies main ideas, details, sequence and draws conclusions	62.18
L312	Reads printed scripts on the classroom walls: poems, posters, charts etc.	52.95

Range of Performance of Students who Answered Correctly							
Below 30%		30% - 50%		50% - 75%		Above 75%	
Number	%	Number	%	Number	%	Number	%
60	7.43	210	25.99	358	44.31	180	22.28

Lowest Performing Learning Outcomes (LOs)

1 - Reads printed scripts on the classroom walls: poems, posters, charts etc. (52.95)

2 - Reads small texts with comprehension i.e., identifies main ideas, details, sequence and draws conclusions (62.18)